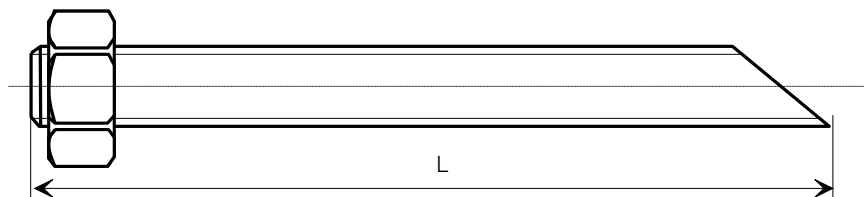
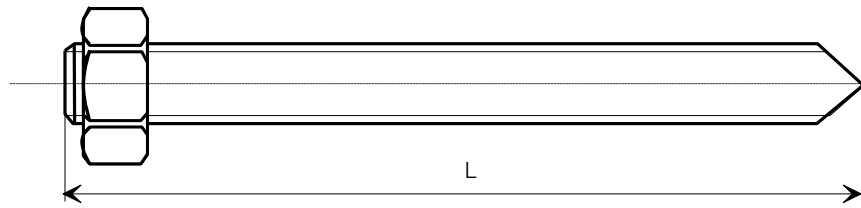
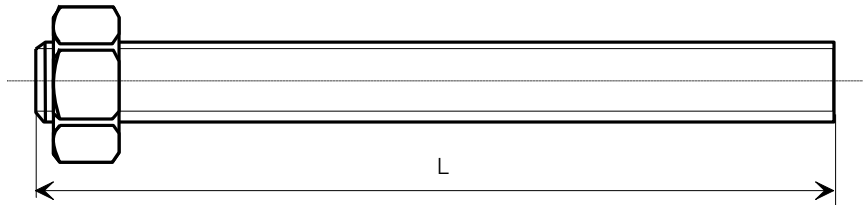
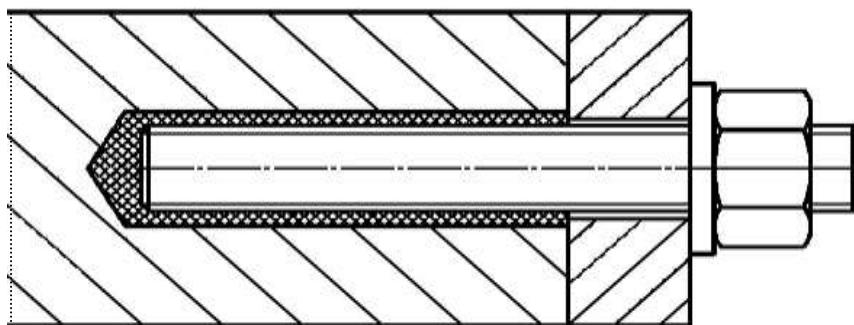


**Assembled anchor and schema  
of the anchor in use :**

Commercial standard threaded rods with identifying  
mark of the producer and embedment depth :  
Stainless steel grade A4-70 and A4-80



Different shapes of threaded rod ends : flat end, tow sides and one side 45° chamfer



**MASTERFLOW 920 SF Stainless Steel**

**Product and intended use**

**Annex 1**

of European  
Technical Approval  
**ETA-07/0091**