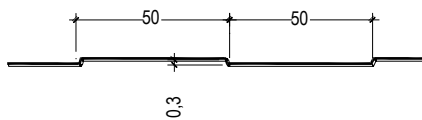
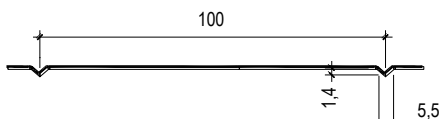


Deckschichten

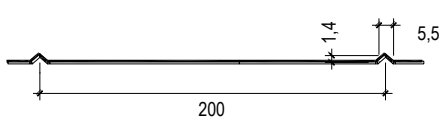
Typ S



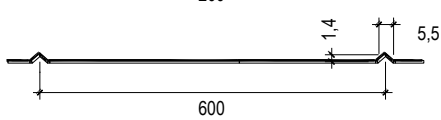
Typ V



Typ V2



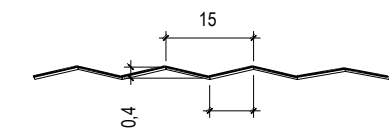
Typ V6



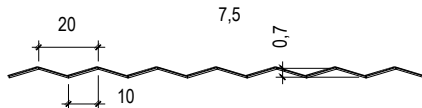
Typ G



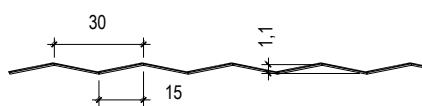
Typ M



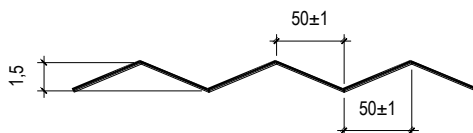
Typ M2



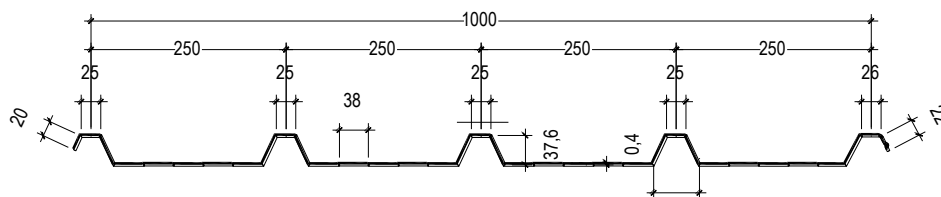
Typ M3



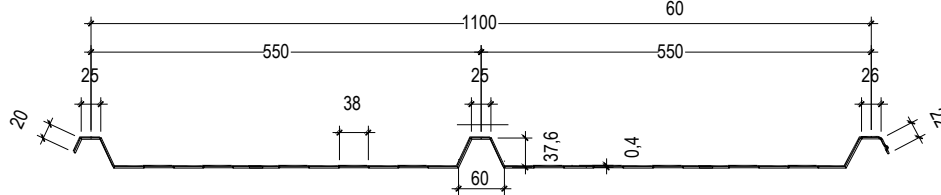
Typ X



Typ T



Typ T3



elektronische Kopie der Abz des dibt: z-10.49-625

Sandwich-elemente "Trimoterm Power T und Qbiss One Power T" nach EN 14509 mit  
 Stahldeckschichten und einem Kernwerkstoff aus Mineralwolle

Profilierung der Deckschichten

Anlage 1.1