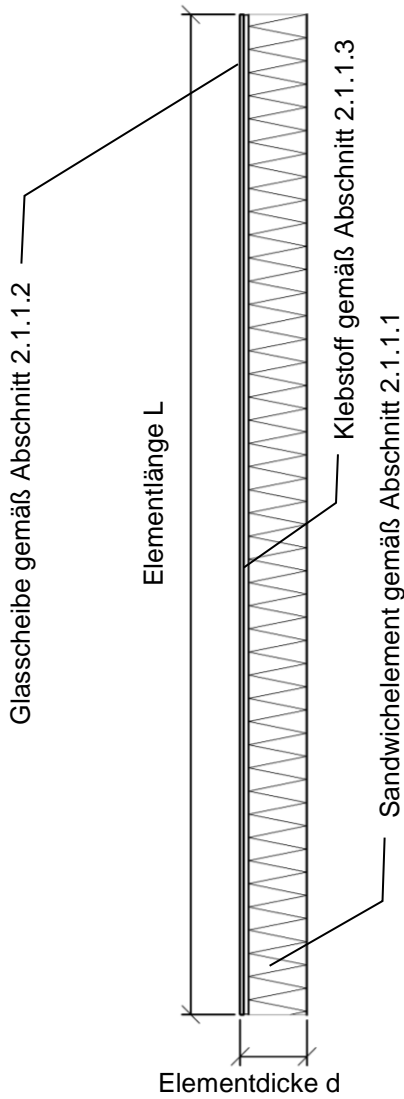



Wandelement "GSP-PUR"

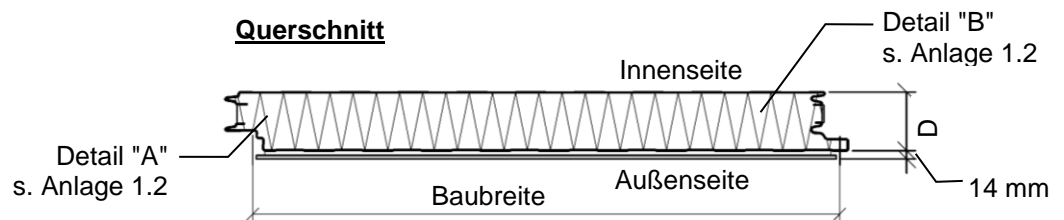
Längsschnitt



Ansicht



Querschnitt



- Elementlänge: $L \leq 8 \text{ m}$
- Elementdicke: $d = \text{Sandwich-Elementdicke } D + 14 \text{ mm}$
- Sandwich-Elementdicke: $80 \text{ mm} \leq D \leq 200 \text{ mm}$
- Baubreite: 900 mm, 1000 mm oder 1100 mm

Wandelement "iconic skin Glass Sandwich Panel GSP"
 Typ "GSP-PUR"

Wandelement "GSP-PUR"
 Abmessungen und Geometrie

Anlage 1.1